

1

Living Together

Chapter Notes:

1. Introduction

- Chandan lives in a beautiful village.
- He plays in a playground near his house with friends.
- A banyan tree is a meeting place for elders.
- People share spaces and live together happily.

2. Community and Public Places

- A community is a group of people living and working together.
- We use many common places like schools, markets, roads, and playgrounds.
- These are called public places.
- People use them for playing, learning, relaxing, and meeting others.

3. Importance of Living Together

- People help and support each other.
- Sharing spaces builds friendship and happiness.
- Working together creates good memories.

4. Van Mahotsav (Tree Plantation Festival)

- Van Mahotsav is a tree-planting festival celebrated in India from 1 July to 7 July.
- Chandan and his friends planned to clean the park and plant trees.
- They invited their families to join the celebration.
- Everyone wanted to make the environment clean and green.
- Planting trees helps in getting fresh air and protecting nature.

5. Helping in the Community

- Villagers and children worked together for the celebration.
- They planned activities under the banyan tree.
- People helped in different ways:
 - Fixing benches
 - Repairing street lights
 - Bringing plant saplings
- Everyone worked as a team to make the park beautiful.

6. Celebrating Together

- Families gathered in the park to celebrate Van Mahotsav.
- Groups were made for cleaning, planting, watering, and cooking.
- Everyone worked happily and helped one another.
- The park became clean, green, and beautiful.
- This shows the importance of teamwork in a community.

7. Community Bridge Example

- In Kanker, Chhattisgarh, the Chinar River overflows during the rainy season.
- People face problems in reaching schools and hospitals.
- In 2024, villagers built a strong bamboo bridge together in just two days.

- This helped everyone travel safely and easily.
- It shows how communities solve problems by working together.

8. Sharing a Meal

- Community feast is organized after work.
- Food is shared and enjoyed together.
- People sit, talk, and laugh together.
- Banana leaves are used for serving food.
- Waste leaves are turned into manure for soil.

9. Do You Know?

- Ants and bees also live in communities and work together.
- In Assam, Uruka festival includes feasts and togetherness.
- In Sikkim, farmers called Khetala help each other during harvest.

10. Conclusion

- Living together means helping, sharing, and caring.
- Communities become strong when people work as a team.
- Togetherness makes life happy and peaceful.

New Terms

New Term	Meaning
• Community	→ A group of people living together in the same area
• Locality	→ The area or neighborhood where we live
• Public Places	→ Places that are used by everyone
• Interdependence	→ Depending on one another for needs
• Cooperation	→ Working together to do a task
• Van Mahotsav	→ A festival celebrated for planting trees
• Sapling	→ A young plant
• Occupation	→ The work a person does to earn a living
• Tools	→ Objects used to do a particular job
• Environment	→ Our surroundings including air, water, plants and animals
• Manure	→ Natural material that helps plants grow
• Teamwork	→ Working together as a group
• Responsibility	→ A duty or task we must do
• Belongingness	→ A feeling of being connected with others
• Neighbourhood	→ The area and people living near our home

Write (Page 4)

Look at the picture of Chandan's village.



Q. What do you see in the picture? Describe below.

Ans. In the picture of Chandan's village, we can see a peaceful and lively village scene:

- There is a path in the village, and a person wearing a pink shirt is carrying grains on a bicycle.
- The village has colorful houses, including a yellow house with a red roof and a purple house. A red car is parked near the yellow house.
- A water well is seen where a person in blue is standing, and a bucket filled with water is placed nearby.
- A group of children is playing football near a large tree. They look happy and are enjoying the game together.
- The village has many big green trees with hanging vines.
- A cow is grazing near the pond, and birds are flying in the sky.

Overall, the picture shows a calm and beautiful village where people work, play, and live happily with nature.

Activity 1 (Page 4)

Explore your locality; observe the people and places around you. Write your observations about how the people and places you see are connected to each other in the table given below.

Place/People	Connections between people and places
Shopkeeper	<ul style="list-style-type: none"> • Sells goods like food items, clothes and products for daily needs. • Sells local products. • _____
Road	<ul style="list-style-type: none"> • Connects people living in different areas. • Allows easy movement of goods and services. • _____
Health Centre	<ul style="list-style-type: none"> • Provides treatment for illness. • _____ • _____
Police	<ul style="list-style-type: none"> • Provides safety. • _____ • _____
School	<ul style="list-style-type: none"> • _____ • _____ • _____

Ans.

Place / People	Connections between people and places
• Shopkeeper	<ul style="list-style-type: none"> • Sells goods like food items, clothes and products for daily needs. • Sells local products. • Helps people get things easily in the neighborhood.
• Road	<ul style="list-style-type: none"> • Connects people living in different areas. • Allows easy movement of goods and services. • Helps children go to school and people go to work.
• Health Center	<ul style="list-style-type: none"> • Provides treatment for illness. • Doctors and nurses take care of sick people. • Helps keep the community healthy.
• Police	<ul style="list-style-type: none"> • Provides safety. • Maintains law and order. • Helps people in times of trouble.
• School	<ul style="list-style-type: none"> • Provides education to children. • Teachers help students learn good habits. • Helps children become responsible citizens.

Discuss (Page 5)

Q 1. Why do you think it is important to have places like parks, schools, hospitals and bus stops in your locality?

Ans. It is important because these places fulfill our basic needs and help us grow together:

- **Parks** give us fresh air, space to play, and a place to relax.
- **Schools** help children learn and get education.
- **Hospitals** provide treatment when people are sick or injured.
- **Bus stops** help people travel easily from one place to another.

These places make our life comfortable, safe, and well-organized. They also help people in the community live together and support each other.

Q 2. How would life be different if one or more of these places in your locality did not exist?

Ans. If these places were missing, life would become very difficult and isolated:

- **Lack of Services:** Without a hospital nearby, a minor illness could become a major danger. Without schools, children would have to travel very long distances to learn.
- **Limited Movement:** Without bus stops or public transport, people who don't own cars would find it hard to go to work or buy necessities.
- **No Social Space:** Without parks, there would be no common ground for neighbors to meet, and children would have no safe place to play outdoors.
- **Loss of Interdependence:** We would lose the sense of "living together" because we wouldn't have shared spaces to interact and help one another.

Q 3. What can you do to keep these places clean and safe?

Ans. I can help by:

- Always put your chocolate wrappers and pencil shavings in a dustbin.
- If you see a piece of paper on the ground, pick it up and put it in the bin.
- Do not pluck flowers or leaves from the trees in the park.
- Make sure the taps in the school washroom are closed tightly after you use them.
- Play gently on the slides and swings so they don't break.
- Never draw or write on the walls of your school or at the bus stop.
- In places like hospitals, speak softly so the patients can rest.
- Use a cloth bag instead of plastic bags when you go to the market with your parents.
- Stay on the walking paths in parks to keep the grass and small plants safe.

Activity 2 (Page 6)

Let us create a colourful poster to help Chandan and his friends invite people from their neighbourhood to participate in the Van Mahotsav.

Ans.











**Activity 3 (Page 7)**

Q 1. Identify the people who help in maintaining your locality. What are their occupations?











Ans. Many people help in maintaining our locality. Some of them and their occupations are:

- **Masons** – They help build and repair walls, pavements, and public buildings using bricks, cement, and tools like trowels.
- **Security Guards** – They keep a watch over our parks, schools, and residential areas to ensure everyone stays safe.
- **Postmen/Postwomen** – They deliver letters, parcels, and important documents to our homes and offices.
- **Traffic Police** – They manage the movement of vehicles on the road to prevent accidents and traffic jams.
- **Doctors and Nurses** – They treat sick people in local clinics and hospitals to keep the community healthy.
- **Nursery Owners** – They grow and provide saplings for the community to plant during festivals like Van Mahotsav.
- **Volunteers** – They are helpful citizens who give their time to organize cleanliness drives or community feasts.
- **Carpenters** – They fix and maintain wooden furniture, doors, and windows in public places like schools and libraries.
- **Gardeners** – They look after the plants and trees in our parks and along the roads. They ensure the locality stays green and beautiful.
- **Sanitation Workers** – They collect garbage from our homes and sweep the streets to keep our surroundings clean and germ-free.
- **Electricians** – They repair street lights and ensure that the power supply in our community buildings is working safely.
- **Plumbers** – They fix leaking pipes and water taps in public places like parks and community centers to prevent water wastage.

Q 2. Look at the table below. List different kinds of work required for developing and maintaining the park. Also, mention the material, tools and skills required. An example is given here.

People at work	Occupation	What they do	Material/Tool
	Mason	Mending walls using bricks and cement.	 Trowel
			 _____
			 _____
			 _____
			 _____

Ans.

People at work	Occupation	What they do	Material / Tool
	Mason	Mending walls using bricks and cement	 Trowel
	Carpenter	Repairs benches and wooden structures	 Saw
	Gardener	Plants saplings and waters plants	 Watering can
	Sanitation worker	Cleans the park and collects garbage	 Broom
	Electrician	Repairs street lights in the park	 Pliers

Q 3. Find out from your family members or neighbours about their work. What questions would you ask them? Here are some examples:

- (a) What do you like the most about your work?
- (b) What types of tools or things do you use?
- (c) What challenges do you face?

Ans. To know about the work of my family members or neighbours, I would ask them these questions:
What work do you do?

- a. What do you do in your work every day?
- b. Where do you go to do your work?
- c. How does your work help other people?
- d. Do you work alone or with others?
- e. How does your work help other people in the community?

These questions will help me understand their work better and respect their efforts.

Discuss (Page 10)

Q 1. It is important for communities to come together in times of need. What do you think about this statement?

Ans. Yes, it is very important for communities to come together in times of need. When people help each other, problems can be solved quickly and easily. It makes everyone feel safe, supported, and cared for. Working together also builds unity and strong relationships in the community.

Q 2. Do people in your locality come together and support each other? Can you remember one such occasion?

Ans. Yes, people in my locality support each other. For example, during festivals or difficult times, they come together to help, showing unity and care.

Write (Page 11)

Q. Think about your family or community. How do you work together to help each other while preparing for a festival or any other occasion?

Ans. In my family and community, we work together while preparing for a festival. Some people clean and decorate the house, while others cook food and buy things from the market. Children also help in small tasks. Everyone shares the work and helps each other, which makes the celebration joyful and successful.

Discuss (Page 13)

Q 1. What are some of the ways by which we can take care of nature and our neighbourhood? List a few.

Ans. We can take care of nature and our neighbourhood by:

- Planting and protecting trees
- Keeping our surroundings clean
- Not throwing garbage on roads and parks
- Saving water and electricity
- Not damaging public property
- Helping to keep public places clean

Q 2. How does helping others and working together make our community better?

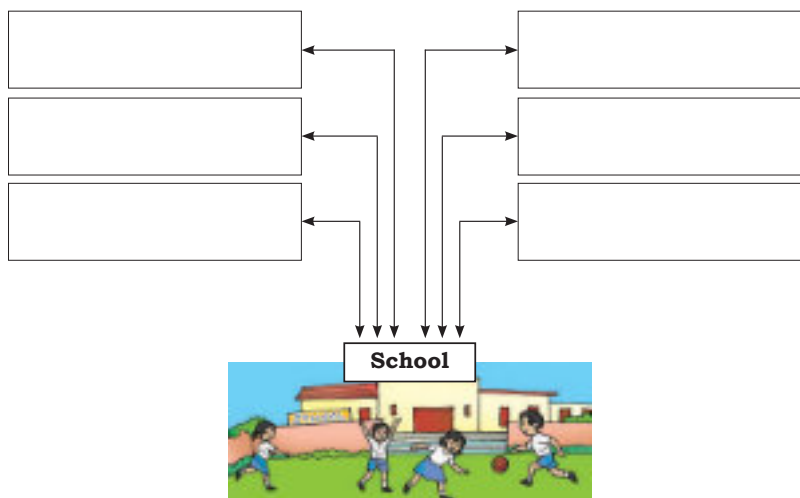
Ans. Helping others and working together makes our community better because:

- Work gets done easily and quickly
- People feel happy and safe
- It builds love, unity and cooperation
- Problems can be solved together
- The community becomes strong and peaceful

Let us reflect

Our School, Our Team!

1. Write the different role people play in your school — teachers, students, caretakers, bus drivers, etc.



Person	How do they help in the school?
Teacher	A teacher helps students learn new things.
School bus driver	

(a) Why is it important for everyone to work as a team in a school?

(b) What is your role as a member of your school community?

Ans. Different roles people play in a school:

- **Teacher** – Teaches students and helps them learn.
- **Students** – Learn, follow rules and help keep the school clean.
- **Caretaker** – Keeps the school clean and tidy.
- **School bus driver** – Brings students safely to school and back home.
- **Principal** – Manages the school and guides teachers and students.
- **Security guard** – Keeps the school safe.

(a) It is important for everyone to work as a team because it helps the school run smoothly. When people work together, work is done easily, students feel safe and learning becomes better.

(b) As a student, my role is to study well, follow school rules, respect teachers and elders, help my friends and keep the school clean.

2. Form small groups of 4–5 students. Choose one fun activity to perform from the list below:

- a. Tree plantation
- b. Cleanliness drive
- c. Making artefacts with materials from nature

(something useful like a leaf-plate or a decorative item like a garland).

After the activity, fill out this table:

Group name	Activity chosen	Material used	What did you learn?

Ans.

Group name	Activity chosen	Material used	What did you learn?
(a) Green Friends	Tree plantation	→ Saplings, soil, water, shovel	- We learned to plant and take care of trees.
(b) Clean Champs	Cleanliness drive	→ Brooms, dustbins, gloves	- We learned the importance of cleanliness.
(c) Nature Crafters	Making artefacts	→ Leaves, flowers, thread	- We learned to reuse natural materials.

3. Match the riddles with their solutions hidden in the pictures.

- (a) I am a place where people wait,
To catch a ride, and not be late.
Buses come and buses go,
To places high and low.



Ans: _____

- (b) I keep letters far and near,
With stamps and parcels waiting here.
Write a note and drop it in,
What am I? Can you guess and win?



Ans: _____

- (c) I am full of colours, lights,
sounds of feet,
A place where people shop and meet.
Fruits, vegetables and other goods are found,
What am I, busy all around?



Ans: _____





- (d) I am a place where you run and play,
With swings and slides to enjoy your day.
Laughter here is a common sound,
What is my name? Have you found?



Ans: _____

Choose a public place of your interest, and create a similar riddle about it for your friends to solve.

Ans.

Column A	Column B
<p>(a) I am a place where people wait, To catch a ride, and not be late. Buses come and buses go, To places high and low. Ans: Bus Stop</p>	
<p>(b) I keep letters far and near, With stamps and parcels waiting here. Write a note and drop it in, What am I? Can you guess and win? Ans: Post Office</p>	
<p>(c) I am full of colours, lights, sounds of feet, A place where people shop and meet. Fruits, vegetables and other goods are found, What am I, busy all around? Ans: Market</p>	
<p>(d) I am a place where you run and play, With swings and slides to enjoy your day. Laughter here is a common sound, What is my name? Have you found? Ans: Park / Playground</p>	

Create a riddle on a public place (Sample Answer)

Riddle: I am a place where books are kept, Quiet voices are always met.

You read and learn, both old and new, What is my name? Can you guess it too?

Ans: Library

4. Create three groups in the class. Each group would think about a situation in their locality that needs to be improved. Identify activities that can make a difference to the situation. This could be related to cleaning, helping others, organising an event, etc. Complete the table below.

Group	Situation	Activity	Your role
Group 1			
Group 2			
Group 3			

After completing the table, discuss and answer the following questions:

(a) Do you think working together can make your activities more useful? Give reasons.

(b) How will your involvement in these activities help the community?

Ans.

Group	Situation	Activity	Your role
• Group 1	→ Park is dirty	- Cleanliness drive in the park	- I helped in cleaning and collecting garbage.
• Group 2	→ Few trees in the locality	- Tree plantation	- I helped in planting and watering saplings.
• Group 3	→ Needy people need help	- Helping others	- I helped by sharing food and clothes.

(a) Do you think working together can make your activities more useful? Give reasons.

Ans. Yes, working together makes our activities more useful. When we work as a team, work is done faster and better. Everyone shares the work, and big tasks become easy.

(b) How will your involvement in these activities help the community?

Ans. My involvement will help keep the locality clean, green and happy. It will also help people feel cared for and safe. Working together will make our community strong and united.

5. Ask your family about any one special skill or craft (for example— basket making, wall painting, pottery) that is famous in your region.

Ans. In my region, pottery is a famous craft. Skilled potters make beautiful pots, diyas, and other items using clay. They use a potter's wheel to shape the clay and then dry and bake it in a kiln. This craft is important for our culture and is used especially during festivals.

One Point Learning