

Unit 3

Gifts of Nature

7. Water— A Precious Gift



Write

- I think it will rain today because... (write at least 2 clues)

The sky is full of dark clouds.

I can feel cool winds blowing.

- I think it will not rain today because... (write at least 2 clues)

The sky is clear and blue.

The sun is shining brightly.



Activity - 1

Ask yourself as many questions as you can about the rain.

- Is it a heavy rain or a light one?

Ans. Light rain

- Are the raindrops big or small?

Ans. Small drops

- Do they come down fast or slow?

Ans. They are falling slowly.

- Is the rain so heavy that you do not see the water drops, but only lines or sheets of water?

Ans. No, I can still see the raindrops clearly.

- Is the rain falling straight down? Is it slanting or changing its direction?

Guess why.

Ans. It's slanting because of the wind.

- Collect the rainwater in a vessel. Does it look clean or dirty?

Ans. It looks clean.



One Point Learning



Draw

- Draw a picture of the rain that you observed.



Find out

- Do you think it will rain again today? Or tomorrow? Why do you think so?

Ans. Yes, I think it might rain again tomorrow because the sky is still cloudy, and the weather feels cool and breezy.

- Did it rain only in your area or in other nearby places as well? Make a guess, then ask and find out.

Ans. I guess it rained in other nearby places too because I saw wet roads and water puddles on the way to school. I asked my friend who lives in another area, and she said it rained there too.

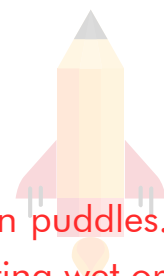
- Find some songs about the rain or make up one, in your language or any other. Sing some songs about the rain.

Ans. Here's a short original rain song in English:

🎵 " Rain is falling, drop by drop,
Pitter-patter, don't you stop!
Trees are dancing, skies are grey,
We all love a rainy day!" 🎵

- Did the rain make you happy? Did it make everyone happy?

Ans. The rain might make you happy because you like playing in puddles. Not everyone may be happy because some people might not like getting wet or they may have plans outside.



One Point Learning



Find out

- Is there a stream, river, pond or lake near your village or city? Find out its name and some information about it. Visit it and draw its picture. Draw any trees, birds or animals that you see around it.

Ans. Yes, there is a river near my city.

Its name is Yamuna River. It flows through our city and is very long. People come to the river to take a bath, wash clothes, and offer prayers. Some people also fish in the river.

When I visited the Yamuna River, I saw many things around it.

I saw:

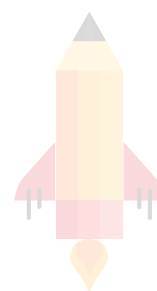
- Trees like neem and peepal 🌳
- Birds like kingfishers and pigeons 🐦
- Animals like cows and dogs 🐮 🐕
- Some people were sitting near the riverbank, talking and relaxing.
- I also saw boats in the water and children playing nearby.



- Find a poem about a river and sing it in the class.

Ans. Here's a short and easy river poem to sing in class:

"River, river, flowing fast,
Through the valleys, rushing past.
Bringing water, cool and clear,
Helping plants and trees grow near.
River, river, strong and wide,
Carrying life on every side!"



One Point Learning



Discuss

- Do you get water delivered in a tanker? If yes, find out where the tankers bring water from. Does your water come from a well, river or lake near your village or city?

Ans. Yes, sometimes we get water delivered in a tanker, especially in summer when the taps go dry. The tanker brings water from a big tank that stores water from a nearby river called the Ganga River. The water is first cleaned and then sent to our area.

(If the answer is no:)

No, we usually get water from the municipal taps. The water comes from a nearby dam and reaches our home through pipes.

- Do you know anyone who faces difficulty in getting water every day?

Ans. Yes, my aunt lives in a village where there is no tap water. She has to walk to a well with buckets to get water every morning. In summer, the well sometimes dries up, and they have to wait for a tanker to come.



Write

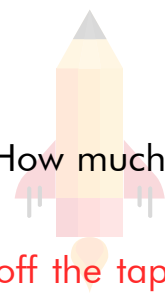
- List all the activities you can think of for which we need water.

Ans. List activities for which we need water:

- Brushing teeth
- Bathing
- Drinking
- Cooking
- Washing clothes
- Cleaning the house
- Watering plants
- Washing hands and face
- Making ice
- Cleaning dishes
- Recreational activities like swimming

- How many mugs of water do you need to brush your teeth? How much water do you use to take a shower?

Ans. I need about 1 mug of water to brush my teeth if I turn off the tap while brushing. I use around 2 to 3 buckets of water to take a shower.





Find out

- How did they get water? Did they use water in the same way as you do?

Ans. My grandmother told me that when she was young, they didn't have taps at home. She used to go to a nearby well with her sisters and carry water back in metal pots. They used water carefully and never wasted it. They didn't have showers or washing machines.

- How did they store water?

Ans. They stored water in clay pots and brass vessels. The clay pots kept the water cool in summer. Sometimes, they also used big copper vessels and covered them with cloth to keep the water clean.

- Write a short story about what you found out.

ans. "Water in Nani's Days"

When Nani was a little girl, she lived in a village. Every morning, she walked to the well with her cousins. They carried heavy brass pots filled with water back home on their heads. There were no taps or showers. Nani said they used only a small bucket of water for bathing and saved the leftover water for the garden. They kept drinking water in a clay matka that always stayed cool. "We respected water like a gift," she said with a smile.



Activity - 3

- Identify different vessels used to keep water in your home.

Ans. At home, we use:

- Plastic buckets
- Steel pots
- Copper bottles
- Glass bottles
- Water filters

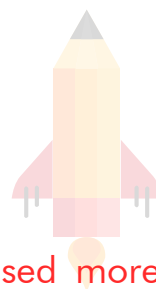
- Ask the elders in your family what types of vessels they stored water in.

Ans. My grandfather said they used:

- Clay pots (matka or surahi)
- Brass vessels (lota)
- Aluminium pots

- Were they different from what we use now?

Ans. Yes, now we mostly use plastic and steel. Earlier, they used more clay, brass, and copper vessels.



One Point Learning

- Did the vessels have different names?

Ans. Yes, the vessel had different names. For example:

- Clay pot = Matka (मटका)
- Brass pot = Lota (लोटा), Kalash
- Copper bottle = Tamba ki bottle (तांबे की बोतल)

- On a separate sheet of paper draw a picture of any vessel that you find interesting and write its name in your language.

Ans.



- How many different kinds of vessels have been drawn?

Ans. We saw around 10 different kinds — like plastic bucket, steel lota, surahi, matka, aluminium pot, copper bottle, etc.

- Did you find any patterns on the vessels?

Ans. Yes, Some clay pots had beautiful hand-painted designs and flower patterns. The brass vessels had carvings and shiny surfaces.

Activity - 2

- Take a shallow and wide container (an old big bowl or a base of an old pot or a bucket, less than 10 cm deep)
- Keep some stones in it for birds to perch. You may make the sides sloping by adding some smaller pebbles. Smaller pebbles also help insects to use this water.
- Add fresh water and keep the bowl in your yard, balcony or terrace.
- Change the water frequently.
- Clean the birdbath with a scrubber twice a week. Do not use this scrubber for kitchen utensils; reserve it for the garden.

Ans. Do your self.

Let us reflect



A. Write

1. You waited for rain and watched how raindrops fell to the ground. You collected rainwater and observed if it was clean or dirty. You saw what happened to the rainwater that fell in different places. Now write a few lines on your observations of the rain.

Ans. When it rained last week, I stood near the window and watched how the tiny raindrops hit the ground and made ripples in puddles. I kept a clean bowl outside and collected some rainwater. It looked clean but had a few leaves and dust in it. I noticed that rainwater flowed into drains on the road, soaked into the soil in the garden, and filled the pots kept on the terrace.

2. You found out the name and some information about a stream, river, well, pond or lake near your place. Write it in a few lines: Is this water used for drinking? If yes, how is this water carried to your home? If it is not used, why not? Was it used in the past?

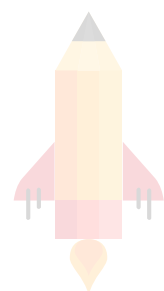
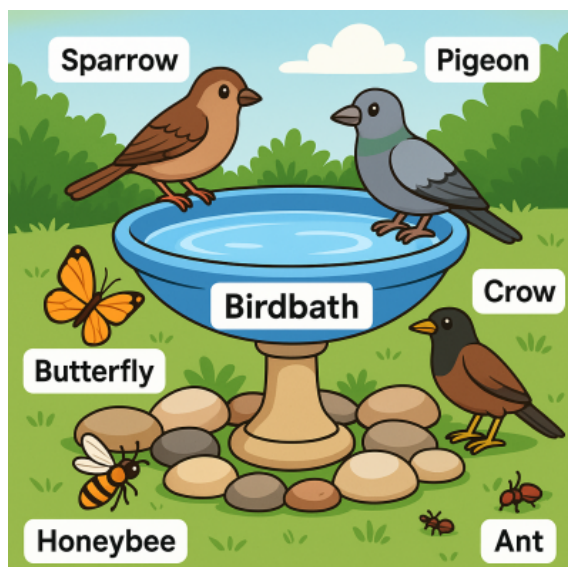
Ans. There is a small river near our area called the Yamuna. It was used for drinking long ago, but now the water is too dirty because of pollution. Now we get filtered water at home from the municipal water supply. The water comes through underground pipes.



B. Draw

Draw a picture of your birdbath. Write the names of the birds and insects that come to drink water from your birdbath.

Ans.



One Point Learning



C. Discuss

Water is very precious. We should be cautious about how we use it. We should not waste even a drop of water. Discuss among yourselves and list the activities in your house or outside, due to which water gets polluted or wasted. How can we avoid wastage of water? Think of three solutions with your group and write them in your notebook.

Ans. **Activities that cause water pollution or wastage:**

- Leaving taps open while brushing
- Washing vehicles with a pipe
- Throwing garbage into rivers or lakes
- Bathing animals in ponds
- Letting water overflow from tanks

3 Ways to Avoid Wasting Water:

- Turn off the tap while brushing your teeth.
- Use a bucket instead of a pipe for washing and cleaning.
- Reuse water from washing vegetables to water plants.