

## Unit 3

### Going Places

# Ch 3. This is My Town

The poem "This is My Town" describes a town in a simple and structured way. It starts by introducing the town and then moves step by step into smaller spaces within it. The town has streets, which contain houses. Inside the houses, there are rooms, and within a room, there is a bed. On the bed, there is a basket, and inside the basket, there are flowers. The poem then reverses the order, tracing the elements back from the flowers to the town.

This poem helps young learners understand the concept of location and how different places are connected. It uses repetition and a rhythmic pattern to make learning fun and easy.

## New words

Train	– A long vehicle that moves on tracks .
Town	– A place where people live and work, larger than a village.
Street	– A road in a town or city with houses and buildings on both sides.
House	– A building where people live.
Flower	– A colorful part of a plant that blooms and smells nice.
Basket	– A woven materials container used to carry or hold things.

## Exercise

### Let us speak

1. What do you see in the picture?

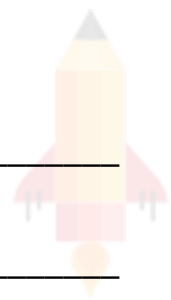
Ans. I see a town with streets, houses, and flowers in a basket.

2. What is the name of your town/city?

Ans. Mumbai

3. What is the name of your street?

Ans. Juhu Tara Road



One Point Learning

## Let us write

A. Form words with the sets of letters given in the circles below. Then frame a sentence using that word.

Letters	Word	Sentence
e b d	Bed	I sleep on my bed at night.
m o r o	Room	My room has a big window.
w o t n	Town	My town is very beautiful.

## Let us write

A. Write your home address

Name/ House No.	12, Krishna Kunj
Name of the street	Juhu Tara Road
Name of the area	Juhu
Town	Mumbai
State	Maharashtra
Country	India

## Let us listen

A. Listen to your teacher. Your teacher will say one word from each column. Encircle the words you hear in each row.

fan	wall	house	lane	skin
fin	well	mouse	line	swim

## Let us do

A. Read the poem again.

1. Count the number of times you see the letter 'e' in it.

Write the number here. thirty nine



2. Next, count the number of times you see the letter 'u' in it.

Write the number here. four

3. Which letter do you see more number of times?

Write the answer here. e

B. Look at the two pictures given below. Can you spot the differences?



## Let us draw

A. Look at the pictures.



Point Learning

## Let us speak

A. Listen to the words that your teacher will read out. Point to the object that represents the word.

Shirt

Shell

Shoe



## Let us write

A. Write 'sh' to fill in the blanks. Read the sentences aloud.

- The sun is shining today. I am wearing T-shirt and shorts. My father is wearing a new shirt. My grandmother is folding a shawl. My uncle is polishing his shoes.



One Point Learning