

## Unit 1

### Fun with friends

# Ch 2. Out Out

## Picture Reading



1. What do you see?

Ans. I see some children are playing in the school playground.

2. How many children are there in the picture?

Ans. There are 16 (sixteen) children in the picture.

3. What are the children doing?

Ans. Some children are talking each other, Some children playing hide and seek and some are playing with marbles, Some children are playing hopscotch.

4. How are children having fun?

Ans. They are having fun by playing with each other.

5. What games do you play?

Ans. I play football, badminton, cricket, hide and seek etc.



One Point Learning

## Let's read



It was a holiday. Jeet and Babli were playing. They played many games. Both of them skipped the rope. They played hide and seek.

Babli and Jeet decided to play 'bat and ball'. Jeet got ready to throw the ball.

Jeet threw the ball. Babli hit the ball.

The ball went into Mohit's garden. But his house was locked. They could not find the ball. So the game stopped.

Babli knew how to make a ball. They got a few rags, paper and wool. Babli also brought a piece of string. She rolled rags, paper and wool to make a ball.

Then she tied the ball with a string. They liked the new ball. The game started again.

This time Babli picked the ball. Jeet picked the bat. Babli threw the ball. Jeet hit the ball hard. The ball opened up and scattered in the air! Babli jumped and caught a piece of rag. She jumped and shouted, "OUT! OUT!"

## New words

skipped	:- Jump over rope which is held at both ends.
threw	:- Past of throw.
courtyard	:- Unroofed area that is enclosed by walls.
gathered	:- Come together.
brought	:- Past of bring.
picked	:- Take something.



One Point Learning

## Exercise

### Let us speak

#### A. Answer the following questions..

1. What games do you like to play with your friends?

Ans: I like to play cricket and football with my friends.

2. Have you played 'bat and ball'?

Ans: Yes, I have.

3. Babli made a ball using a few rags, paper, wool and string. Have you tried to play a game using the things around you? What did you play? Name the things that you use to play. Talk about it in the class.

Ans: Yes, I have, I played tippu using the ball made by paper, rags and string.

4. Read pages 10 – 11 of the story again and number the following sentences in their correct order.

• Babli hit the ball.

3

• Jeet threw the ball.

2

• The ball went into Mohit's garden.


4

• Jeet got ready to throw the ball.

1

• They lost the ball

5

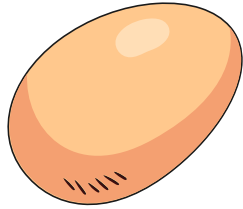


One Point Learning


## Let us speak

Read the words below each picture


1



an egg



an engine



an elephant

2



a pen



a pencil



a bell


3



a kettle



a hen



a well

## Let us write

A. Read the story 'OUT! OUT!' again and fill in the blanks.

1. Write the names of the children in the story.

Jeet      Babli      Mohit

2. Write the items that the children used to make a ball.

Rags      paper      wool



One Point Learning

B. Write the opposites of the following words. One has been done for you.

1.	up	down
2.	in	out
3.	open	close
4.	fat	thin
5.	hot	cold
6.	small	big

C. Join the sentences using 'and'. Write it in the given space. One has been done for you.

1. Suresh went to school.

Gopal went to school.

Ans. Suresh and Gopal went to school.

2. I like to eat mangoes.

I like to eat grapes.

Ans. I like to eat mangoes and grapes.

3. The cat sat on the mat.

The dog sat on the mat.

Ans. The cat and the dog sat on the mat.

4. This ball has yellow dots on it.

This ball also has green dots on it.

Ans. This ball has yellow and green dots on it.

5. There are tables in my classroom.

There are chairs in my classroom.

Ans. There are tables and chairs in my classroom.



One Point Learning

## Let us do

A. Choose a partner. Imagine you both are Babli and Jeet.

Enact the story. You may use some words from the story for dialogues.

Babli: "Want to play badminton?"

Jeet: "Sure! What do we need?"

Babli: "A shuttlecock, but I don't have one."

Jeet: "I do! Let's bring it from my home."

Babli: "Great, let's go!"

B. Ask your grandparents or parents to tell you about a game that they had played in their childhood. Find out about it in detail. The next day speak about it in the class.

Answer:-

Ludo

Chess

Hide and Seek

Carrom

Wrestling

Kho-Kho

Kabaddi



One Point Learning