

Unit 5

Harmony

Ch 2. We are all Indians

The lesson "We Are All Indians" teaches us that even though people in India speak different languages, wear different clothes, and follow different customs, we are all one. It explains the beauty of unity in diversity and how we should respect and love each other. The lesson encourages children to feel proud of being Indians and to live together in peace and harmony.

New words

Festival	– A special day of celebration, like Diwali or Christmas.
Puppet	– A small doll or figure that can be moved with strings or hands.
Travel	– To go from one place to another, like going on a trip.
Painting	– A picture made using colors.
Neighbour	– A person who lives near your house.
Fingerprints	– The marks made by the tips of your fingers.

Exercise

Let us speak

A. What do you say when:

1. You want to enter the classroom.

Ans. May I come in, teacher?

2. You want to visit the washroom.

Ans. May I go to the washroom, please?

3. You want to borrow a book from your friend.

Ans. Can I borrow your book, please?

4. You hurt someone by mistake.

Ans. I'm sorry!

5. You need a pencil and your friend gives you a pencil.

Ans. Thank you!



One Point Learning

B. Choose a partner. Ask one another the following questions and reply accordingly.

1. What language do you speak?

Ans. I speak Hindi.

2. Can you speak more than one language?

Ans. Yes, I can speak Hindi and English.

3. Which is your favourite dish?


Ans. My favourite dish is dal-rice.

4. Which is your favourite tree?

Ans. My favourite tree is the mango tree because it gives sweet mangoes.

Let us draw

A. Draw one thing that you like the most in your home.



Let us speak



bread



bridge



brown



frock



frame



frog

Let us listen

Frame sentences using the above set of words. One has been done for you.

It was a bright sunny day. My brother went to buy bread. He crossed the bridge to reach the shop.

Ans. One day, Riya went to the shop to buy bread for breakfast. On her way, she saw a small frog sitting near the bridge. The frog was brown and looked very happy. Riya was wearing a new frock, and she was excited to show it to her friends. When she reached home, she placed the bread on the table and looked at a beautiful frame with her family photo. It was a wonderful morning!

Let us write

A. Discuss with your teacher and answer the following questions.

1. What do we call the people who live in India?

We call them Indians.

2. Name the festival of colours.

The festival of colours is called Holi.

3. Which festival do you like the most? Why?

I like Diwali the most because it is the festival of lights, and we celebrate it by lighting lamps and bursting crackers.

B. Rearrange the jumbled letters. The answers will be the names of languages.

1. INHDI → HINDI

2. GNIELHS → ENGLISH

3. RUUD → URDU

4. ELUTGU → TELUGU

C. Join the given sentences using 'but'.

1. I like to eat mangoes. I don't like to eat apples.

I like to eat mangoes but I don't like to eat apples.

2. I like milk. I don't like tea.


I like milk but I don't like tea.

3. My grandfather is old. He is strong.

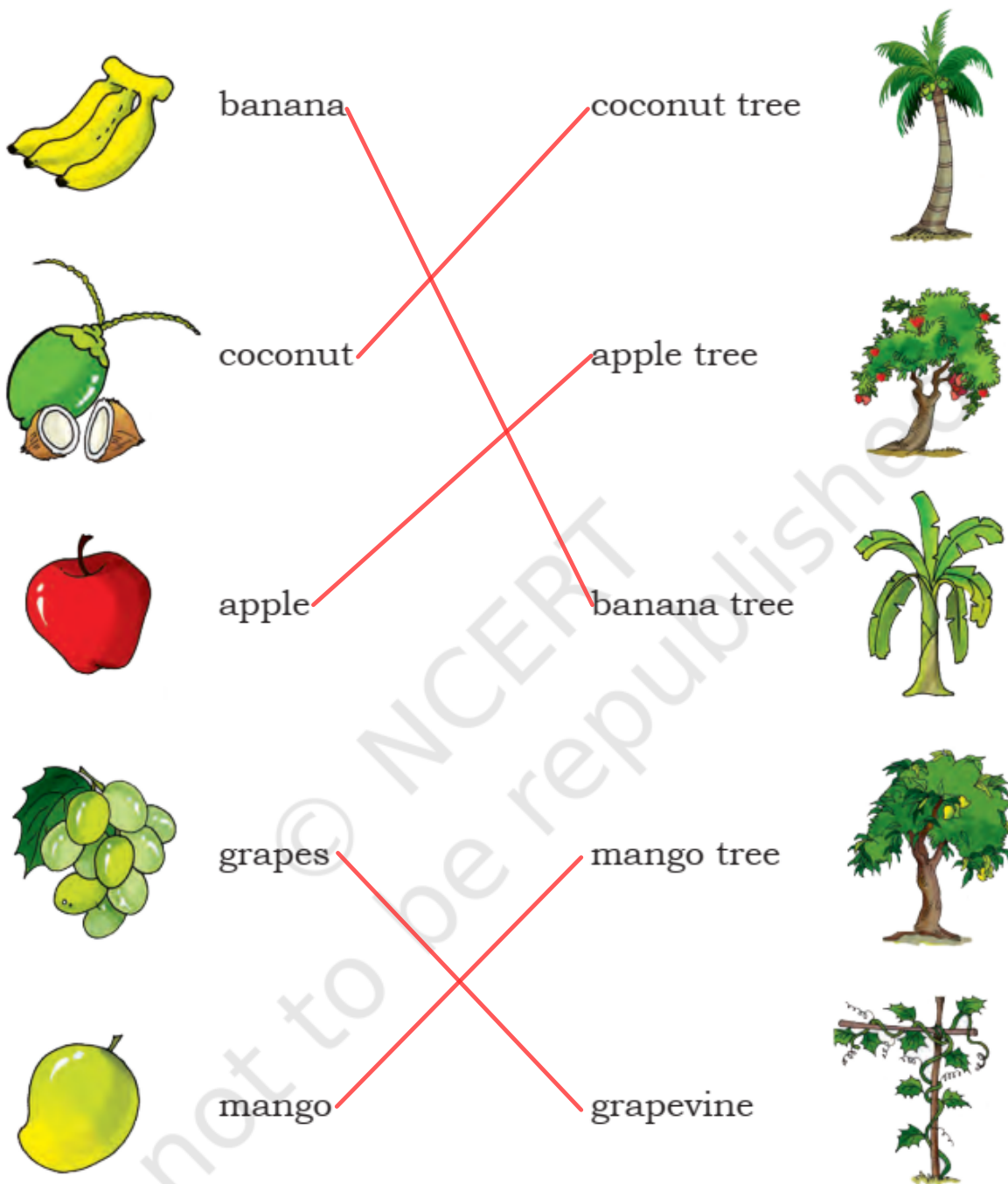
My grandfather is old but he is strong.

4. I wanted to go out. I was too tired.

I wanted to go out but I was too tired.



One Point Learning



Project work

A. Ask your parents or grandparents or your relatives about a folk song or local song that they used to sing in their village. Ask them when they used to sing it. Also learn the song in your mother tongue and then sing it in the class. Present it in the following format.

1. My name is Aarav Sharma.
2. My parents or grandparents belong to Rampur, Uttar Pradesh. (name of the village or state)
3. My mother tongue is Hindi.
4. The main idea of my song is unity. Then sing the song.