


Unit 1

My Family and Me

Chapter 1.2:- Greetings

Let us read



When I meet someone,
I say 'Namaste'.



When I meet someone in the morning,
I say 'Good morning'.



When I meet someone in the afternoon,
I say 'Good afternoon'.



When I meet someone in the evening,
I say 'Good evening'.



When I go to bed,
I say 'Good night'.

Let us write

Match the parts of the body with their pictures.

I comb my hair.


I see my teacher.

I eat my food.

I hear the bell ring.

I walk to school.

I play football.



Let us write

A. Write these letters

Sing the ABC song again.

Gg Hh Ii Jj Kk

Ll Mm Nn Oo Pp

Gg Gg Gg Hh Hh Hh

Ii Ii Ii Jj Jj Jj

Kk Kk Kk Ll Ll Ll

Mm Mm Mm Nn Nn Nn

Oo Oo Oo Pp Pp Pp

Let us speak

Letter sounds



A. Say aloud each letter. Then encircle the picture which begins with the same letter sound.



Let us sing

Hop a Little

Hop a little,
jump a little,
one two three.

Dance a little,
twist a little,
shake your hand.

Stamp a little,
skip a little,
tap one knee.

Yawn a little,
sleep a little,
in your bed.

New words

- | | | | | |
|---------|---------|---------|--------|---------|
| • hop | • jump | • stamp | • skip | • tap |
| • dance | • twist | • shake | • yawn | • sleep |

Picture Talk

Answer the following questions.

1. How many children are there in the picture?

Ans. There are 28 children in the picture.

2. What games are they playing?

Ans. They are playing different games like, hide and seek, swinging on a swing, seven stones, hopscotch, floating paper boats in the pond, skipping rope and catapulting.

3. Which is your favourite game?

Ans. My favourite game is football.

4. Some children in the picture are not playing games. What are they doing?

Ans. The children who are not playing games are reading a book, playing musical instrument, dancing, looking out from the park's gate and eating.

Match the actions with the pictures.

They are dancing.

She is jumping.

He is yawning.

She is hopping.

They are walking.



Seema is running.

Kumar is stretching.

The dog is sleeping.

Vittal is bending.

The boy is skipping.



Let us Play

Hopscotch

Your teacher will help you draw the picture on the floor.

You have to take turns to jump and hop. Jump with one foot in each box.

Start with 1 Go till you reach number 7 Then turn around and come back.

If you put your foot outside the box, then you are out!



When you were playing one round

1. Did you jump?

Ans. Yes.

2. Did you hop?

Ans. Yes.

3. Did you have fun?

Ans. Yes.

4. Did you count the numbers while playing?

Ans. Yes.










Let us write

A. Look at the picture and fill in the words from the boxes.

dance	hop	skip	sleep	bend	jump	eat
-------	-----	------	-------	------	------	-----


















B. Write the missing letter to complete each word.










 p_e_n	 c_a_t	 d_o_g
 t_e_n	 st_a_r	 b_u_s
 sh_i_p	 j_u_g	 f_o_x

Let us speak

Letter sounds

k	l	m	n	o
 kettle	 leaf	 mouth	 nine	 owl
 kite	 lion	 mango	 nest	 ox
 key	 lemon	 mouse	 nose	 orange

A. Notice the initial sounds of the words in each row. Find the odd one out.

1	 cap	 mouse	 mango
2	 lion	 lamp	 hand
3	 nest	 six	 nine

Play time

1. Can you do this?

- Without using your hands turn the pages of your book one by one.

Ans. Yes.

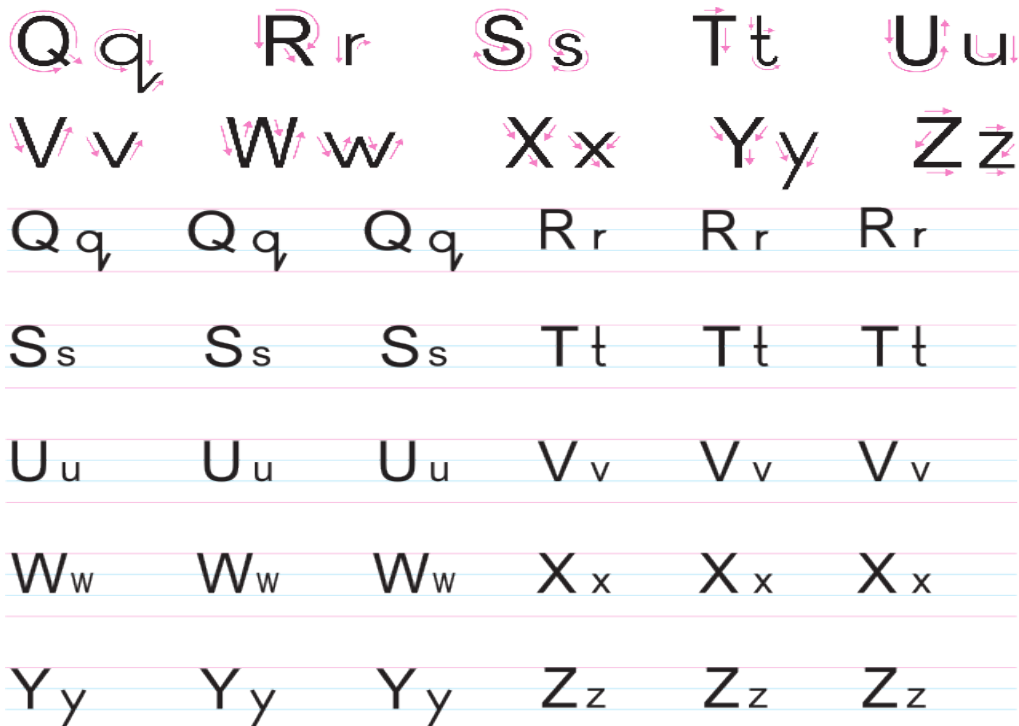
- Sit with your partner. Look into each other's eyes and see who blinks first.

Ans. Do it your self.

Let us write
















A. Write these letters.

Sing the ABC song again.









Let us speak

Letter sounds

p	q	r	s	t
 pencil	 question mark	 rainbow	 spoon	 ten
 pot	 quilt	 rose	 swan	 tomato
 parrot	 quill	 ring	 seven	 table


A. Say the words aloud. Circle the picture with different starting sound. The first one is done for you.

1				
2				
3				
4				

Play time

B. Hold this page in front of a mirror. Do they look the same in the mirror?

H B
A C



Ans.

B H
C A

Picture Talk

Answer the following questions.

1. Who are there in this family?

Ans. This is a joint family. There are grandfather, grandmother, mother, father, uncle, aunt, eleven children, a cow and a pet dog in the family.

2. What are they doing?

Ans. The family members are busy in various activities:

- One person is making a rangoli on the floor.
- A few children are playing on the steps and with the dog.
- Some family members are sitting and chatting.
- A grandmother is feeding the cow.
- Someone is cooking or preparing food.
- One person is climbing a ladder to hang decorations or lights.

3. How do you help your family?

Ans. I help my family by doing some household chores.

4. What did you like the most in this picture?

Ans. I liked the love and affection of the family.

Let us read

The Sparrow Family

Mama and Papa sparrow were making a nest.

They found a safe place.

The little nest was soon ready.

It was soft and warm.



Mama sparrow laid three small eggs. One day the eggs broke open. Three little heads popped out. Papa sparrow brought food for them.

Grandmother and Grandfather sparrow, Aunt and Uncle sparrow, cousins and friends all came to meet the baby sparrows. The baby sparrows grew bigger and bigger. One day, the baby sparrows hopped out of the nest. They flew up into the big blue sky.



Sight words

- And
- They
- Them

New words

- nest
- sparrow
- egg
- grandmother
- grandfather
- aunt
- uncle
- cousin
- mother
- father

Let us speak

Answer the following questions.

1. Who are there in your family?

Ans. There are grand mother, grand father, mother, father, uncle-aunt and my cousin sister in my family.

2. How do you help each other?

Ans. The following ways are help to each other.

- My mother and my aunt makes food for all family members.
- My father buy vegetables and fruits from the market.
- My uncle play with us.
- My grandmother narrates stories for me and my cousin in the night.
- My grandfather helps us in homework.

3. What are names of your grandparents?

Ans. My paternal grand parents names are Mrs. Gita Ben and Mr. Kishan Bhai.

My maternal grand parents names are Mrs. Janki Ben and Mr. Bhavin Bhai.

4. Which bird do you see around your house?

Ans. I can see crow, parrot, cuckoo and sparrow around my house.

5. If you were the baby sparrow, where would you go flying?

Ans. If I were the baby sparrow, I would fly in big blue sky.

6. What do you think the baby sparrows saw from the sky?

Ans. I think the baby sparrow saw clouds and trees from the sky.

- What do you call the following members in your mother tongue?

Family members

Mother	mummy	Grandmother	dadi
Father	papa	Grandfather	dada
Elder Brother	bhai	Aunt	kaki
Elder Sister	dididi	Uncle	kaka

Let us do

A. Draw a picture of your family in the box given.

You may include any interesting thing about your family like pets, your plants, trees in your garden, or any other thing.

Ans. Do it yourself.

Let us do

The word 'father' begins with 'f' sound. Read the following words that begin with 'f' sound.



fox



feather



food



foot



five



flag

The word 'mother' begins with 'm' sound. Read the following words that begin with 'm' sound.



fox



feather



food



foot



five



flag

A. Read the words in the box.

- Tick the words that begin with f.
- Circle the words that begin with m.

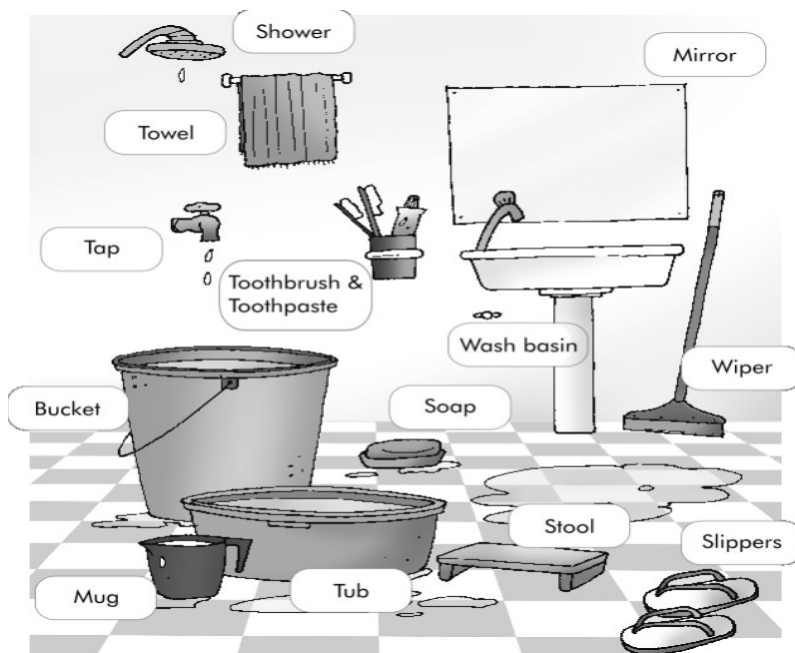
fish <input checked="" type="checkbox"/>	mug <input type="checkbox"/>	map <input type="checkbox"/>
sister <input type="checkbox"/>	face <input checked="" type="checkbox"/>	mat <input type="checkbox"/>
fan <input checked="" type="checkbox"/>	eye <input type="checkbox"/>	finger <input checked="" type="checkbox"/>
	milk <input type="checkbox"/>	

B. Write the words.

Father	Father	Father
Mother	Mother	Mother
Sister	Sister	Sister
Brother	Brother	Brother

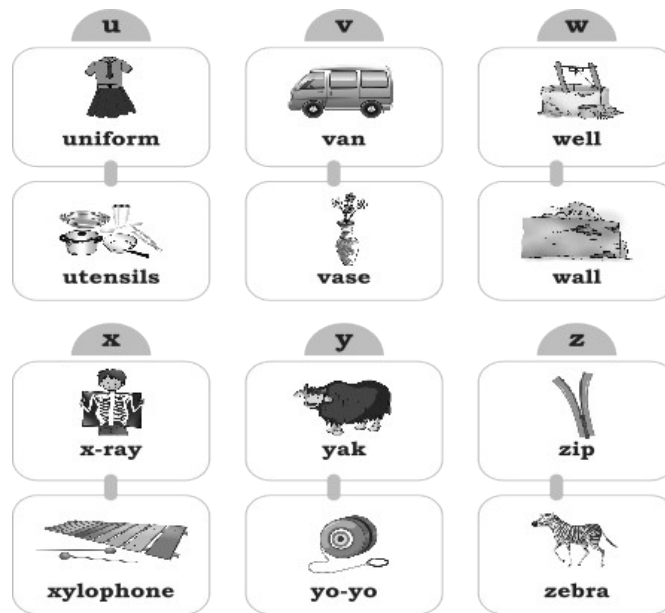
Picture talk

Look at the picture of a bathroom. Label the things in it.

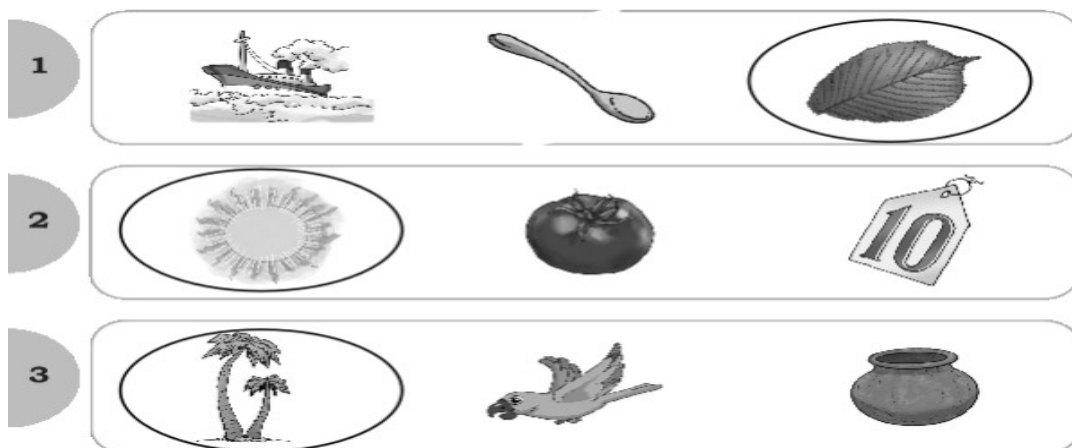


Let us speak

Letter sounds




Notice the initial sounds of the names of pictures in each row. Find the odd one out.



Colour the pictures and the letters

Tt



Rr

