

Unit 1

Fun with Friends

Picture reading

Now discuss with your friends.

1. How many ducklings and chicks can you see in the picture?

Ans. We can see one ducklings and three chicks in the picture.

2. The duck and the hen — are they friends? How do you know?

Ans. Yes, the duck and the hen are friends as duck use the word dear to denote hen. we use the word dear for our loved ones.

3. How did the hen and the chicks cross the stream?

Ans. Hen carried the duck, ducklings carried the chicks on their backs and crossed the stream.

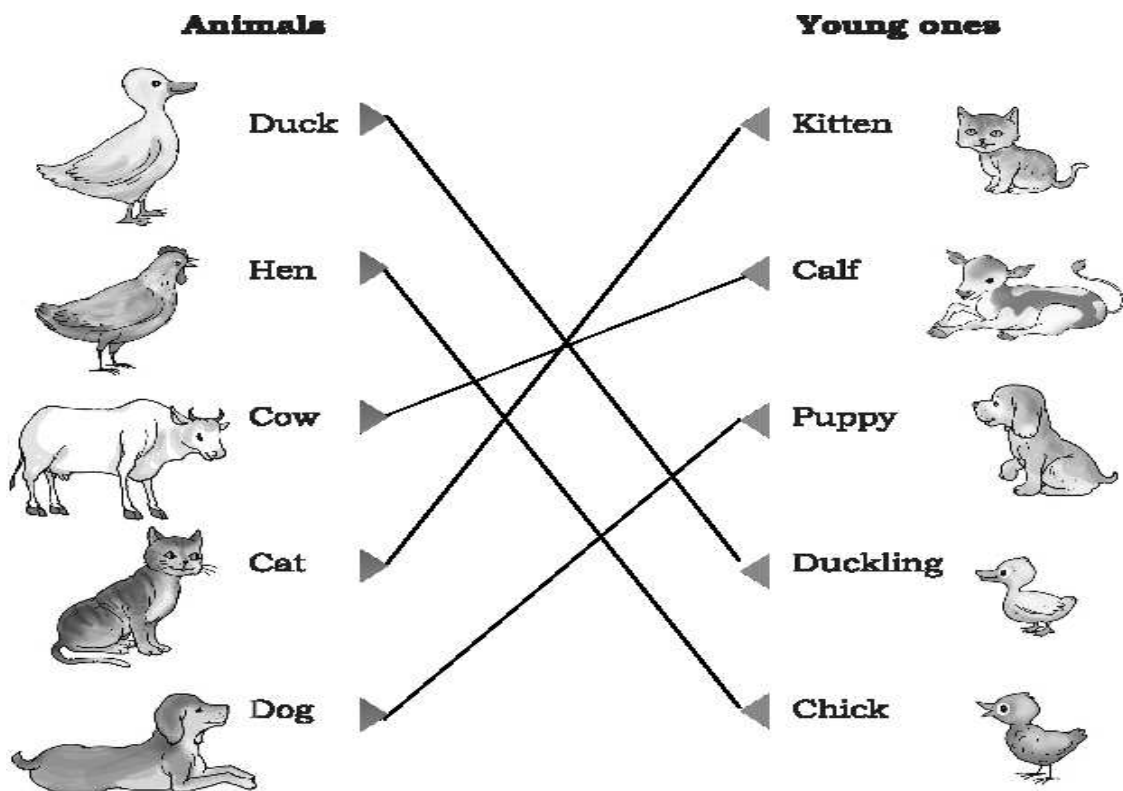
4. Have you ever helped your friend? How did you help?

Ans. Yes, I helped my friend by giving her my notebook for notes when she was absent.

5. Did you feel happy to help your friend?

Ans. Yes, i felt happy to help my friend.

6. Match the following animals with their young ones.



Chapter 1. Colours

Summary

Two people have different coloured crayons (red, yellow, blue, green, purple) and need to share to get all the colours (including red, black).

New words:-

Share	:	to give something to someone else to use
Full	:	having all the space filled
Pack	:	put things in together
Trade	:	deal
Borrow	:	to take or receive something from somebody

Exercise

Let us think

A. Answer the questions. Write your answer in the given space.

1. How many children are there in the poem?

Ans. There are two children in the poem.

2. Why did the children want to share the crayons?

Ans. The children want to share the crayons to have a complete set or pack of colours.

3. How can the children in the poem have a full pack?

Ans. If the children will share the crayons they will have a full pack.


B. Think and say.

1. The children in the poem shared their crayons. Do you share anything with your friends? What do you share?




Ans. Yes, I share my toys and books with my friends. We also share our snacks during lunchtime.

2. You have only green, blue and red crayons. Talk in pairs what you would want to draw.

Ans. We can draw heart by using red, bag by using the green and blue colour.



3. Now you have blue, green, red, yellow, brown and orange crayons. What can you draw? Draw here:



4. Rearrange the letters to find the hidden colour.

- a) LEBU - BLUE
- b) LYLEWO = YELLOW
- c) RENEG = GREEN
- d) ROPPEL = PURPLE
- e) NROBW = BROWN

Let us learn

A. Words used to show actions are called action words. Read the words given below. Circle the action words.

carrot	laugh	dance	leg	eat
cry	swim	potato	sleep	play
sun	dig	jump	run	book
face	write	cat	smile	push

B. Find the action words in the grid below. One is done for you.

p	u	p	p	y	n	b	h
t	y	o	k	a	r	q	p
x	v	u	j	w	a	l	k
c	a	r	w	n	o	s	e
o	t	g	s	r	p	o	q
u	y	i	e	y	e	g	g
g	i	v	e	t	n	d	a
h	v	e	q	h	e	l	p

walk
yawn
pour
cough
give
see
open
help

C. There are 26 letters in the English alphabet. They are:

A	B	C	D	E	F	G	H	I
J	K	L	M	N	O	P	Q	R
S	T	U	V	W	X	Y	Z	

Write these colours in alphabetical order:





YELLOW	BLUE	PURPLE	GREEN	RED
--------	------	--------	-------	-----

BLUE GREEN PURPLE RED YELLOW

Let us do

Look at these words. Match each word with its friend-word.

Write the new word in the space given. The picture clue will help you. One has been done for you:

Word	Friend	New word	Clue
rain	paper	newspaper	
blue	ball	<u>basketball</u>	
news	bow	rainbow	
basket	worm	<u>earthberry</u>	
earth	berry	<u>blueberry</u>	